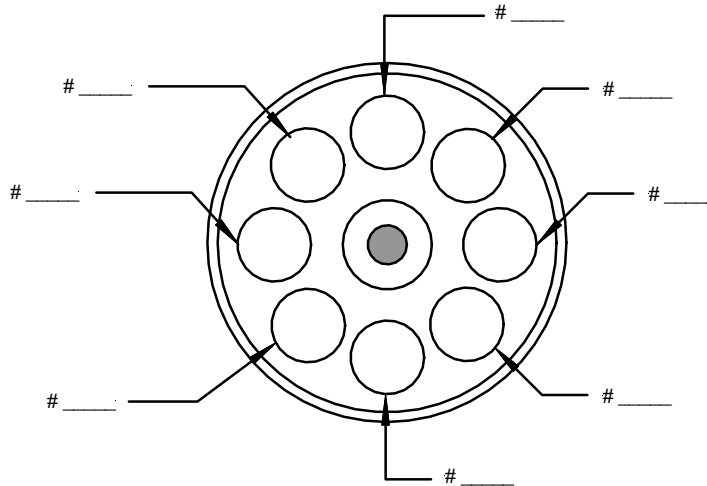



REVOLVER EXAM WORKSHEET

Supplement to Evidence Report

Indicate Cylinder Rotation



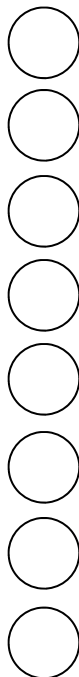
REVOLVER CYLINDER AS VIEWED FROM REAR

Number each cylinder and mark inside the cylinder as follows: F = Fired / U = Unfired / E = Empty

List Type of Ammunition by Cylinder Number

Sketch headstamp if ammunition type is not known.

- #1 _____
- #2 _____
- #3 _____
- #4 _____
- #5 _____
- #6 _____
- #7 _____
- #8 _____



| Case Information |
|------------------|
| Incident # |
| Date: |
| Victim: |
| Exam Information |
| Date: |
| Gun Make: |
| Gun Model: |
| Gun Caliber: |
| Gun S/N: |
| BBL Length: |
| Finish: |
| Notes: |
| |
| |
| Exam By: |